

Frühlingsblumen - Frühblüher



Krokus




Schlüsselblume



Narzisse



Primel



Hyazinthe




Tulpe



Veilchen



Schneeglöckchen



Tulpen können unterschiedliche Farben haben. Male sie in allen möglichen Farben an.
Die Fotos helfen dir.



Name:

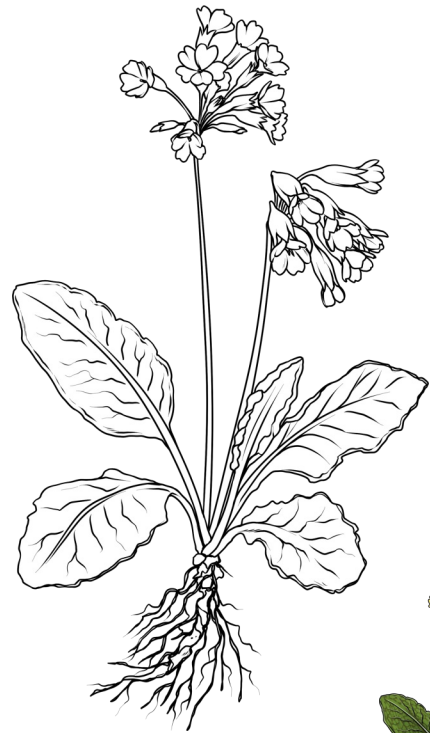
Datum:

Frühblüher 1. Klasse

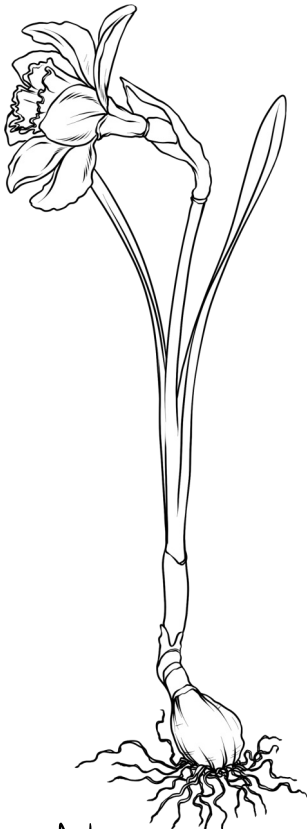
Male an:



Krokus



Schlüsselblume




Narzisse




Primel

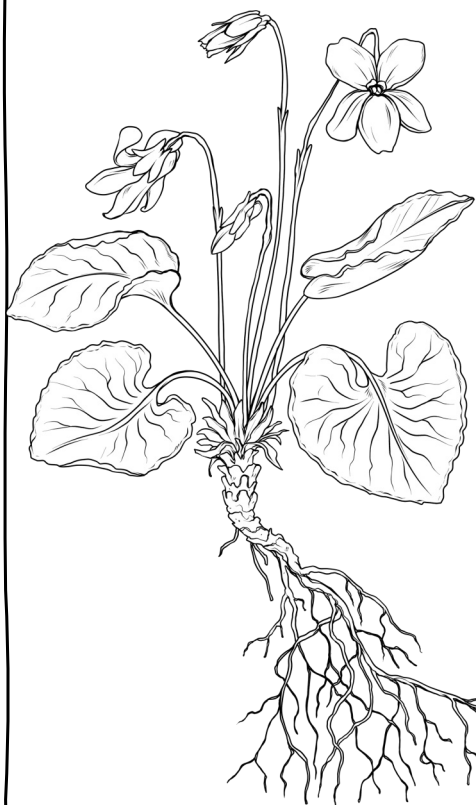




Hyazinthe



Tulpe



Veilchen



Schneeglöckchen



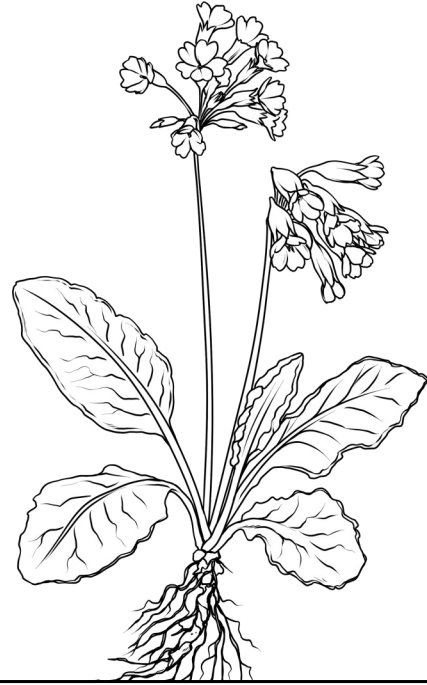
Name:

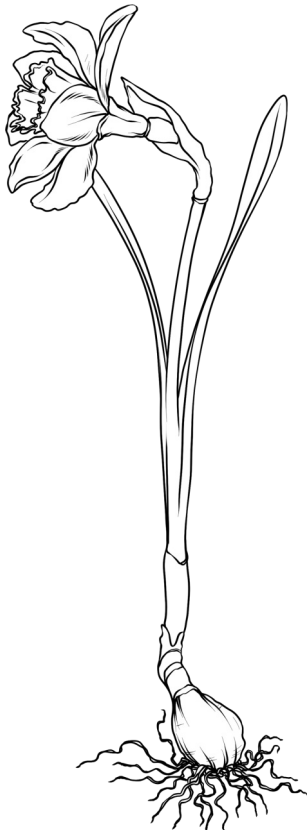
Datum:

Frühlüher 2. Klasse

Male die Blume an und schreibe den Namen darunter:






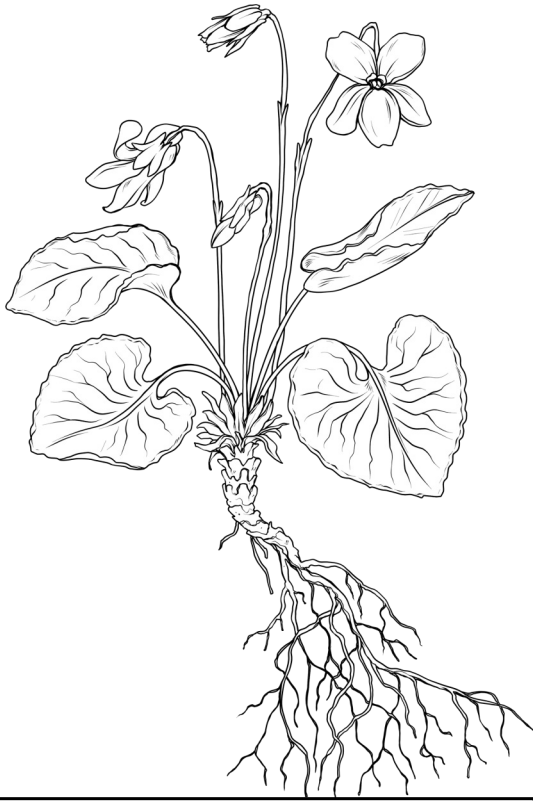


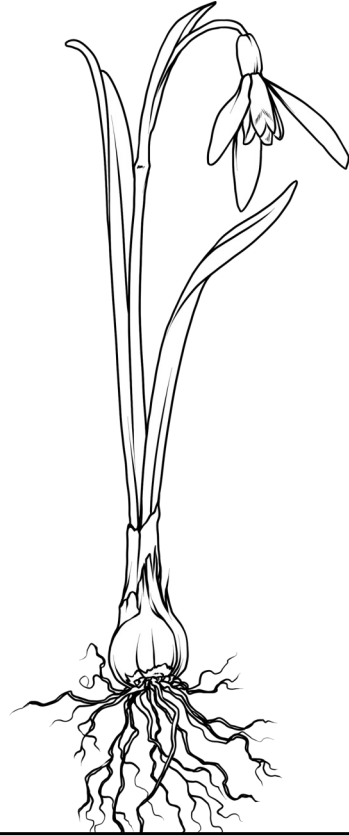


Lösungen: Krokus, Schlüsselblume, Narzisse (Märzenbecher), Primel









Lösungen: Hyazinthe, Tulpe, Veilchen, Schneeglöckchen

Name:

Datum:

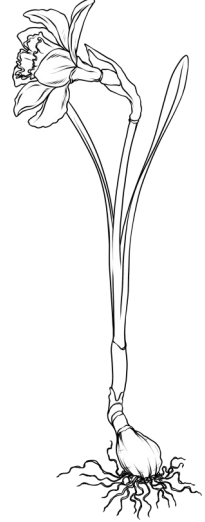
Frühlüher 3. / 4. Klasse

Male die Blume an und schreibe den Namen darunter:



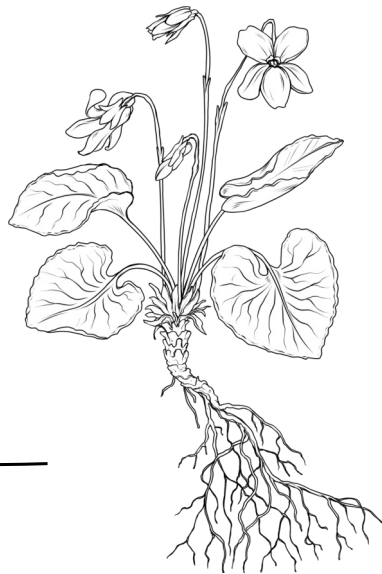










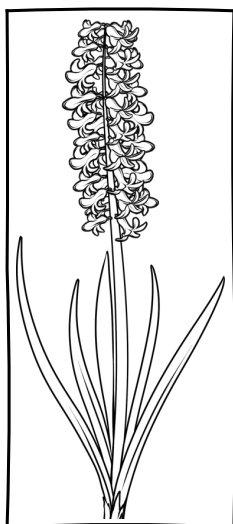




Lösungen: Krokus, Schlüsselblume, Primel, Narzisse (Märzenbecher), Hyazinthe, Tulpe, Veilchen, Schneeglöckchen

Welche Frühblüher haben eine Wurzel? Welche eine Zwiebel?

Verbinde.





Wurzel



Zwiebel

Tulpe




Tulpe

So entwickelt sich die Tulpe im Frühling:



Beschrifte die Teile:



Male die Tulpe an und beschrifte sie:

